



**Swiss Table Tennis**

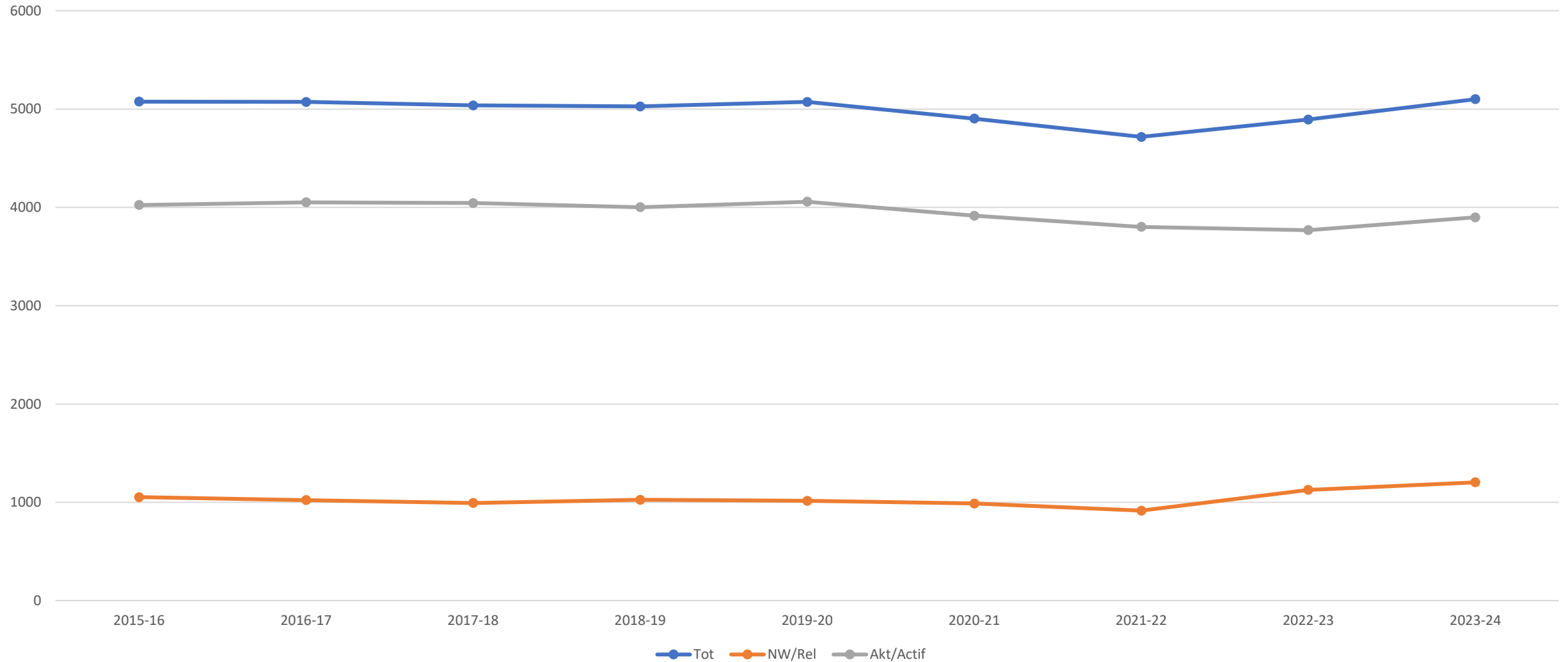
# Entwicklung der Lizenzen Développement de licences

30.09.2023



# Swiss Table Tennis

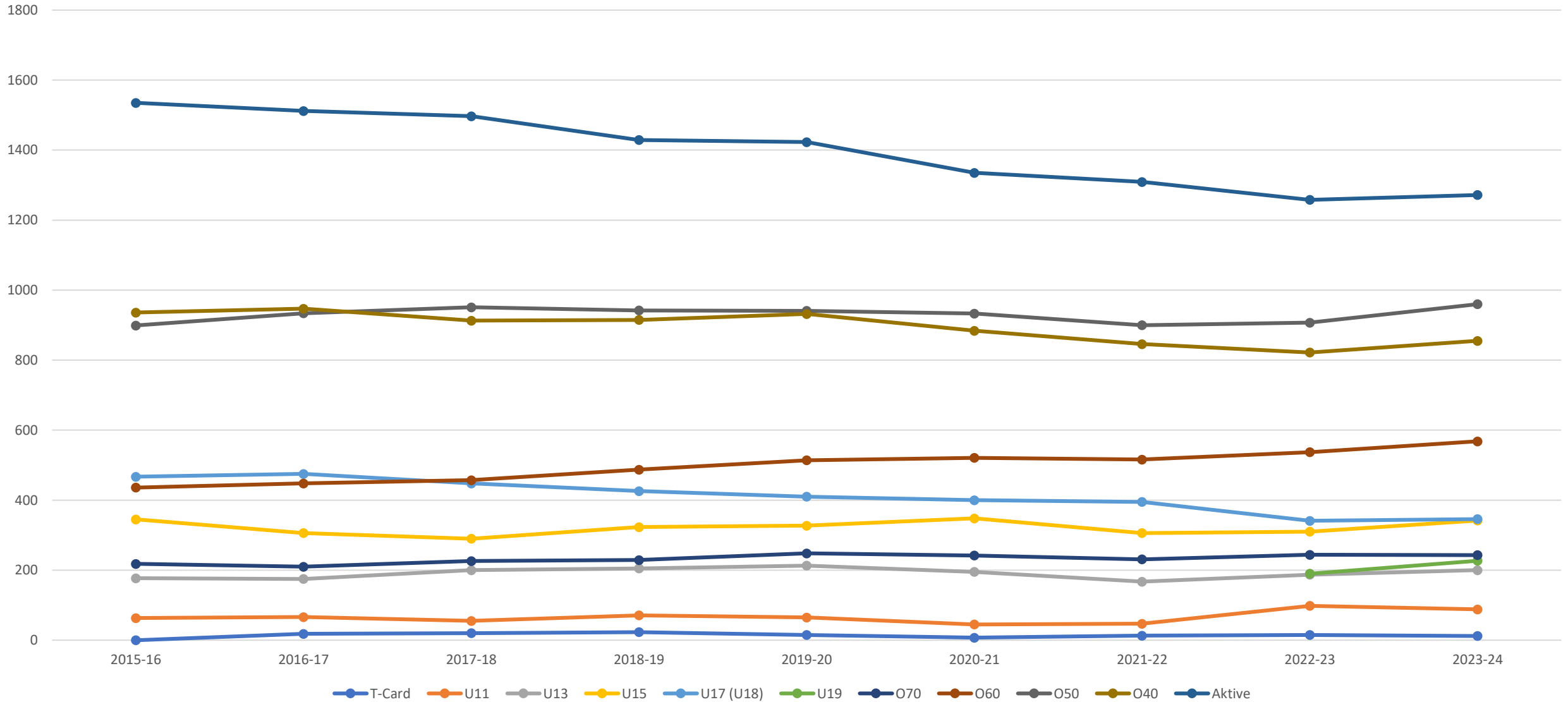
Anzahl Lizenzen Stand 30.09  
Nombre de licences au 30.09





# Swiss Table Tennis

Alterskategorie  
Catégorie



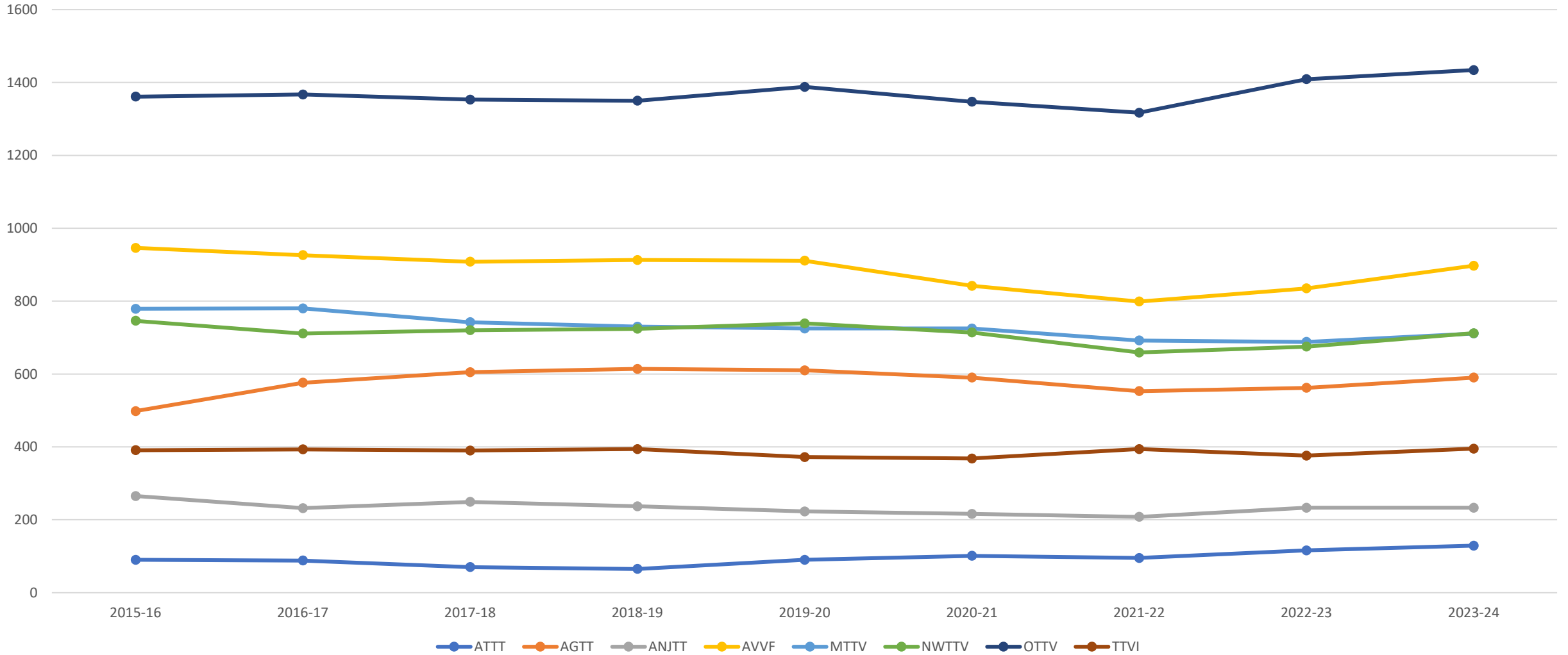
# Swiss Table Tennis

stand 30.09	T-Card	U11	U13	U15	U17 (U18)	U19	O70	O60	O50	O40	Aktive	Tot	NW/Rel	Akt/Actif
2015-16	0	63	177	345	467		218	436	899	936	1535	5076	1052	4024
2016-17	18	66	175	306	475		210	448	934	947	1512	5073	1022	4051
2017-18	20	55	200	290	448		226	457	951	913	1497	5037	993	4044
2018-19	23	71	205	323	426		229	487	942	915	1429	5027	1025	4002
2019-20	15	65	213	327	410		248	514	941	932	1423	5073	1015	4058
2020-21	7	45	195	348	400		242	521	933	884	1335	4903	988	3915
2021-22	13	47	167	306	395		231	516	900	846	1309	4717	915	3802
2022-23	15	98	187	310	341	190	244	537	907	822	1258	4894	1126	3768
2023-24	12	88	200	342	346	227	243	568	960	855	1272	5101	1203	3898
10.10.2023	14	88	201	347	346	229	243	568	962	856	1277	5117	1211	3906



# Swiss Table Tennis

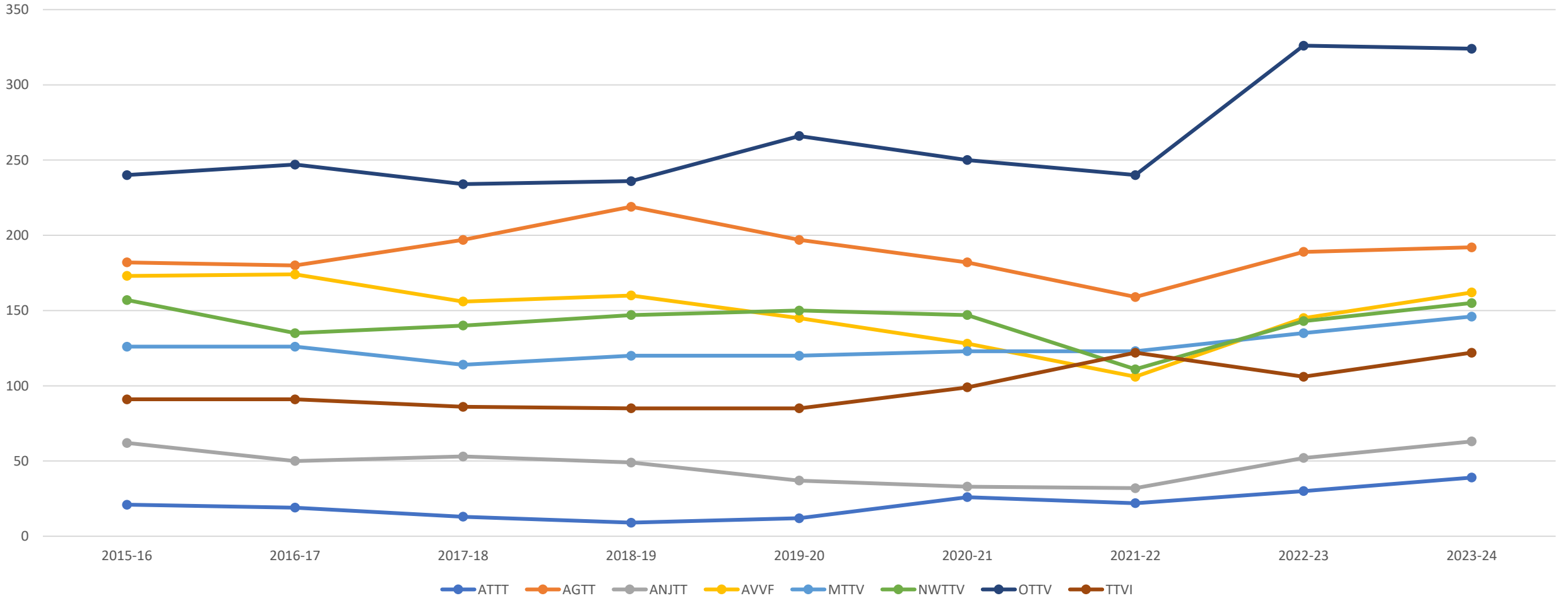
TOTAL / RV - AR





# Swiss Table Tennis

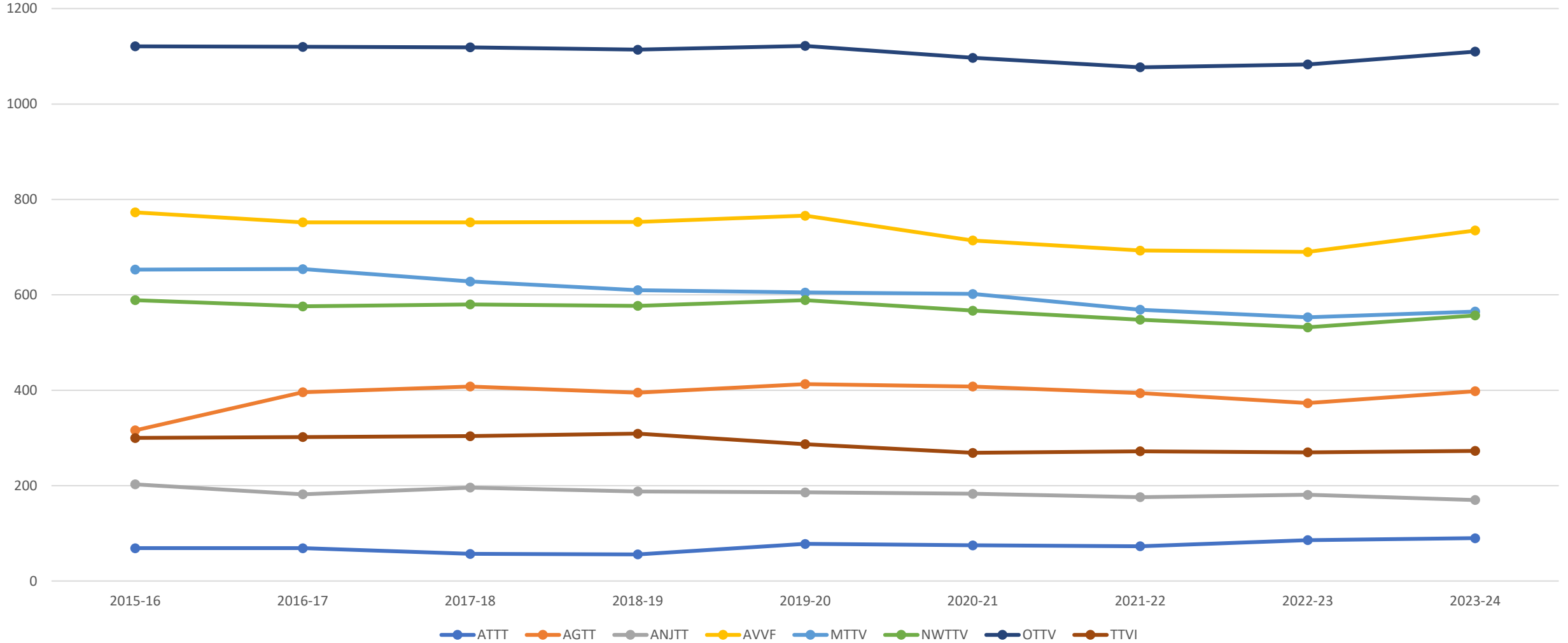
NW/Rél





# Swiss Table Tennis

Akt / Act

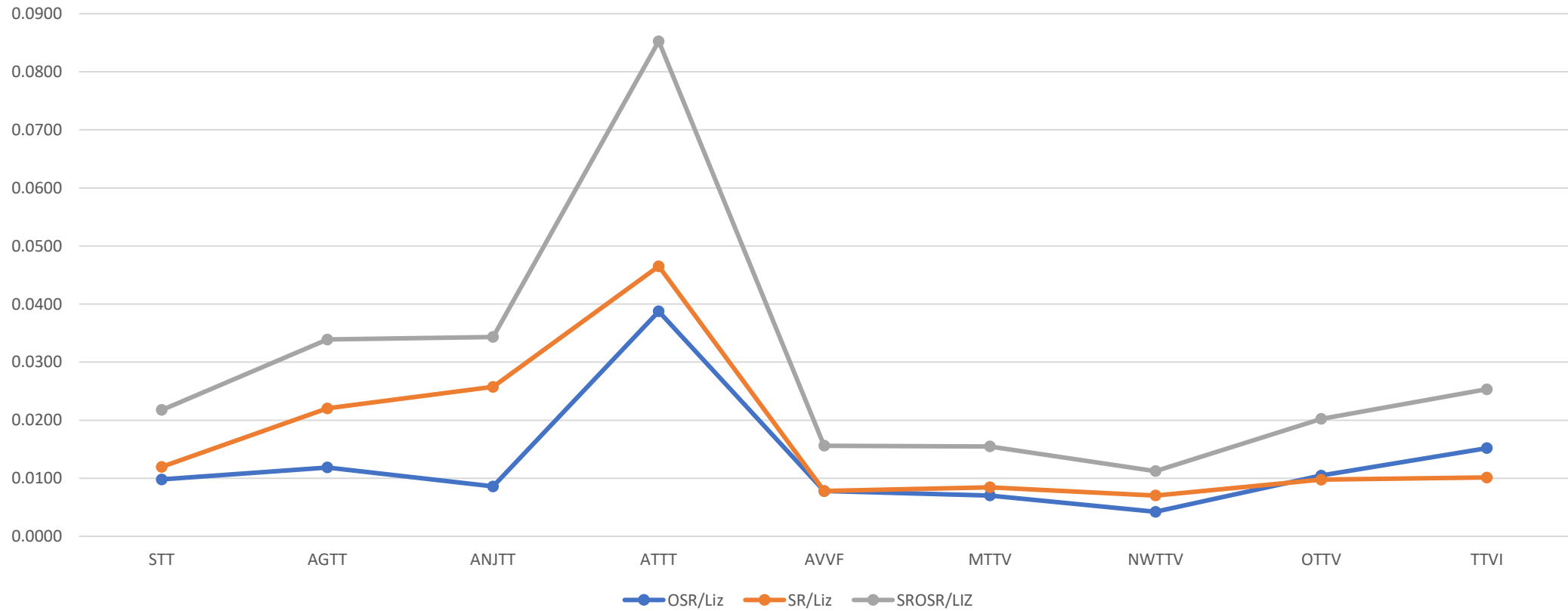


TOT	ATTT	AGTT	ANJTT	AVVF	MTTV	NWTTV	OTTV	TTVI	
2015-16		90	498	265	946	779	746	1361	391
2016-17		88	576	232	926	780	711	1367	393
2017-18		70	605	249	908	742	720	1353	390
2018-19		65	614	237	913	730	724	1350	394
2019-20		90	610	223	911	725	739	1388	372
2020-21		101	590	216	842	725	714	1347	368
2021-22		95	553	208	799	692	659	1317	394
2022-23		116	562	233	835	688	675	1409	376
2023-24		129	590	233	897	711	712	1434	395
NW/Rél	ATTT	AGTT	ANJTT	AVVF	MTTV	NWTTV	OTTV	TTVI	
2015-16		21	182	62	173	126	157	240	91
2016-17		19	180	50	174	126	135	247	91
2017-18		13	197	53	156	114	140	234	86
2018-19		9	219	49	160	120	147	236	85
2019-20		12	197	37	145	120	150	266	85
2020-21		26	182	33	128	123	147	250	99
2021-22		22	159	32	106	123	111	240	122
2022-23		30	189	52	145	135	143	326	106
2023-24		39	192	63	162	146	155	324	122
Akt /Act	ATTT	AGTT	ANJTT	AVVF	MTTV	NWTTV	OTTV	TTVI	
2015-16		69	316	203	773	653	589	1121	300
2016-17		69	396	182	752	654	576	1120	302
2017-18		57	408	196	752	628	580	1119	304
2018-19		56	395	188	753	610	577	1114	309
2019-20		78	413	186	766	605	589	1122	287
2020-21		75	408	183	714	602	567	1097	269
2021-22		73	394	176	693	569	548	1077	272
2022-23		86	373	181	690	553	532	1083	270
2023-24		90	398	170	735	565	557	1110	273





SR-OSR pro Lizenz





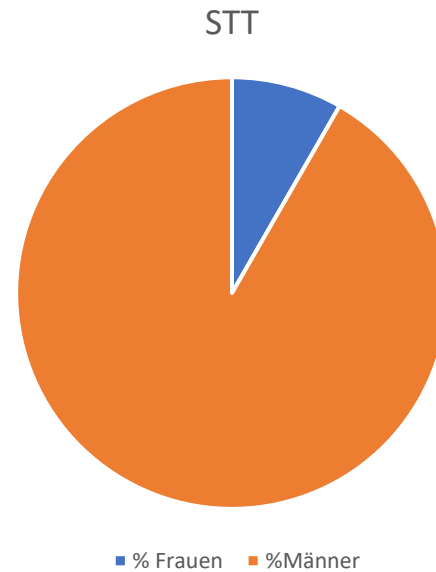
	STT	AGTT	ANJTT	ATT	AVVF	MTTV	NWTTV	OTTV	TTVI
Lizenzen	5101	590	233	129	897	711	712	1434	395
OSR	50	7	2	5	7	5	3	15	6
OSR/Liz	102	84	117	26	128	142	237	96	66
SR	61	13	6	6	7	6	5	14	4
SR/Liz	84	45	39	22	128	119	142	102	99
SROSR/LIZ	46	30	29	12	64	65	89	49	40

- STT:

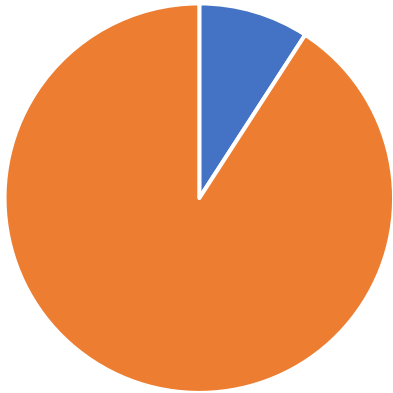
- 1 OSR jede 102 Lizenzen
  - *1 JA pour 102 Licences*
- 1 SR jede 84 Lizenzen
  - *1 A pour 84 Licences*
- 1 OSR/SR jede 46 Lizenzen
  - *1 JA/A pour 46 Licences*

# Frauen Dames

	STT	AGTT	ANJTT	ATTT	AVVF	MTTV	NWTTV	OTTV	TTVI
TOT Lizenzen	5101	590	233	129	897	711	712	1434	395
Frauen*	424	54	12	8	56	48	64	150	28
% Frauen	8.3	9.2	5.2	6.2	6.2	6.8	9.0	10.5	7.1
Männer*	4677	536	221	121	841	663	648	1284	367
%Männer	91.7	90.8	94.8	93.8	93.8	93.2	91.0	89.5	92.9
*Stand 19.10									

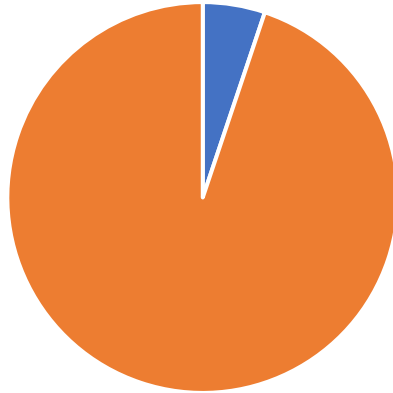


AGTT



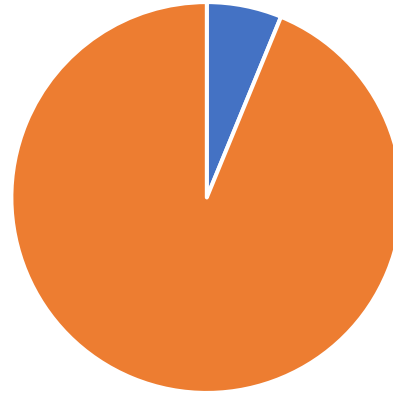
■ Frauen\* ■ Männer\*

ANJTT



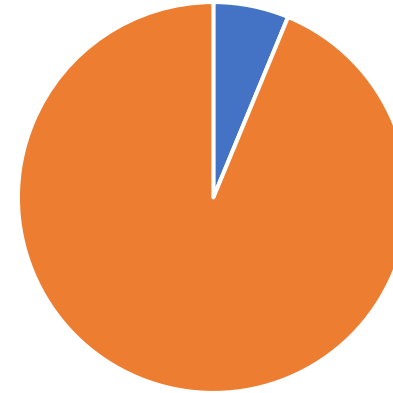
■ Frauen\* ■ Männer\*

ATTT



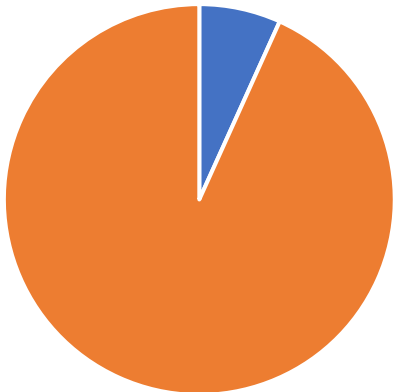
■ Frauen\* ■ Männer\*

AVVF



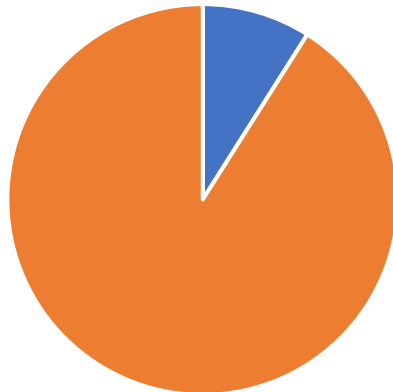
■ Frauen\* ■ Männer\*

MTTV



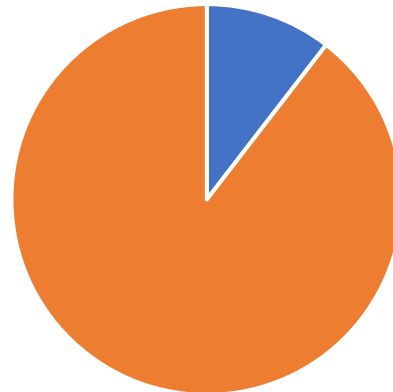
■ Frauen\* ■ Männer\*

NWTTV



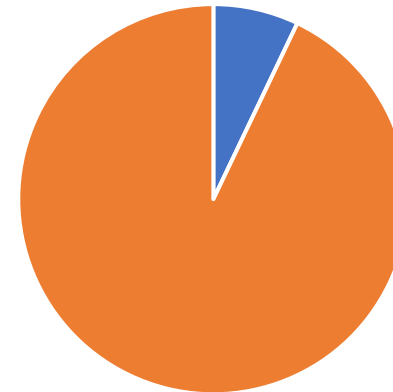
■ Frauen\* ■ Männer\*

OTTV



■ Frauen\* ■ Männer\*

TTVI

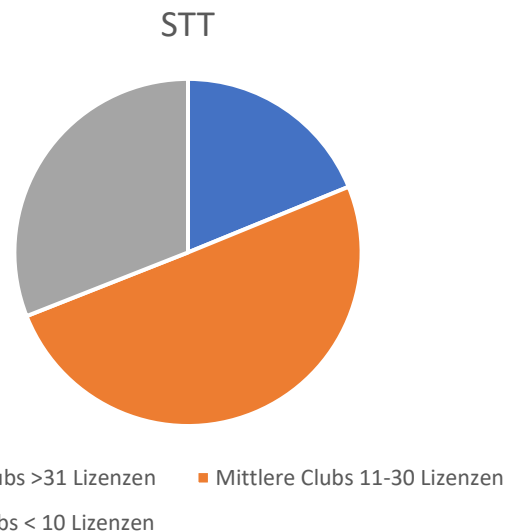


■ Frauen\* ■ Männer\*

# Clubs nach Grösse

## Clubs selon leur grandeur

Stand 30.09.2023	STT	AGTT	ANJTT	ATTT	AVVF	MTTV	NWTTV	OTTV	TTVI
Grosse Clubs >31 Lizenzen	48	8	1	1	7	5	7	14	5
Mittlere Clubs 11-30 Lizenzen	128	7	8	4	28	19	19	34	9
Kleine Clubs < 10 Lizenzen	79	2	5	2	15	20	11	20	4



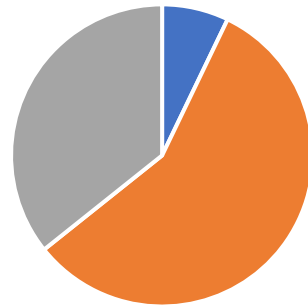
# Clubs nach Grösse Clubs selon leur grandeur

AGTT



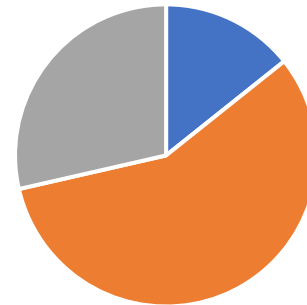
- Grosse Clubs >31 Lizenzen
- Mittlere Clubs 11-30 Lizenzen
- Kleine Clubs < 10 Lizenzen

ANJTT



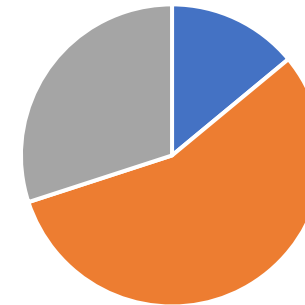
- Grosse Clubs >31 Lizenzen
- Mittlere Clubs 11-30 Lizenzen
- Kleine Clubs < 10 Lizenzen

ATTT



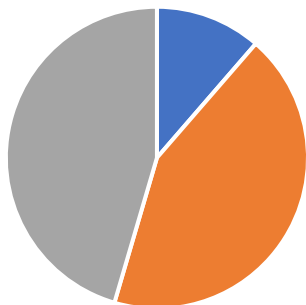
- Grosse Clubs >31 Lizenzen
- Mittlere Clubs 11-30 Lizenzen
- Kleine Clubs < 10 Lizenzen

AVVF



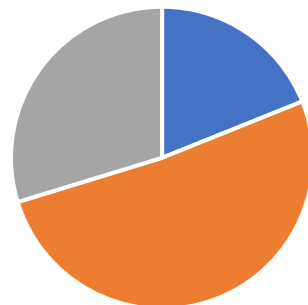
- Grosse Clubs >31 Lizenzen
- Mittlere Clubs 11-30 Lizenzen
- Kleine Clubs < 10 Lizenzen

MTTV



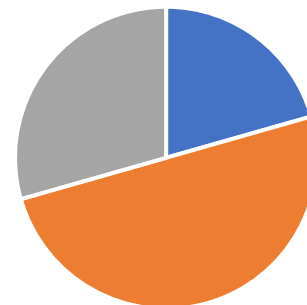
- Grosse Clubs >31 Lizenzen
- Mittlere Clubs 11-30 Lizenzen
- Kleine Clubs < 10 Lizenzen

NWTTV



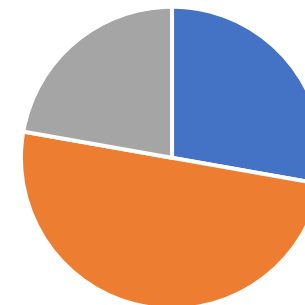
- Grosse Clubs >31 Lizenzen
- Mittlere Clubs 11-30 Lizenzen
- Kleine Clubs < 10 Lizenzen

OTTV



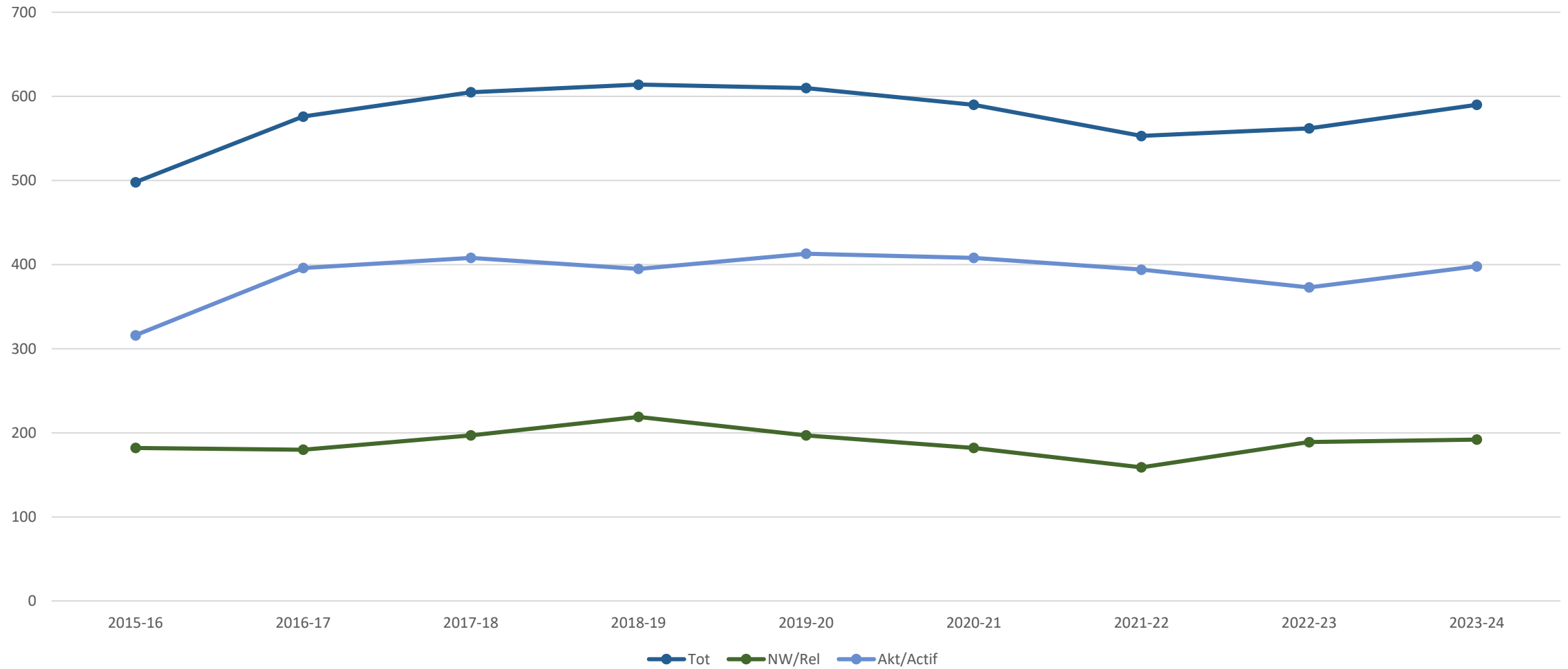
- Grosse Clubs >31 Lizenzen
- Mittlere Clubs 11-30 Lizenzen
- Kleine Clubs < 10 Lizenzen

TTVI

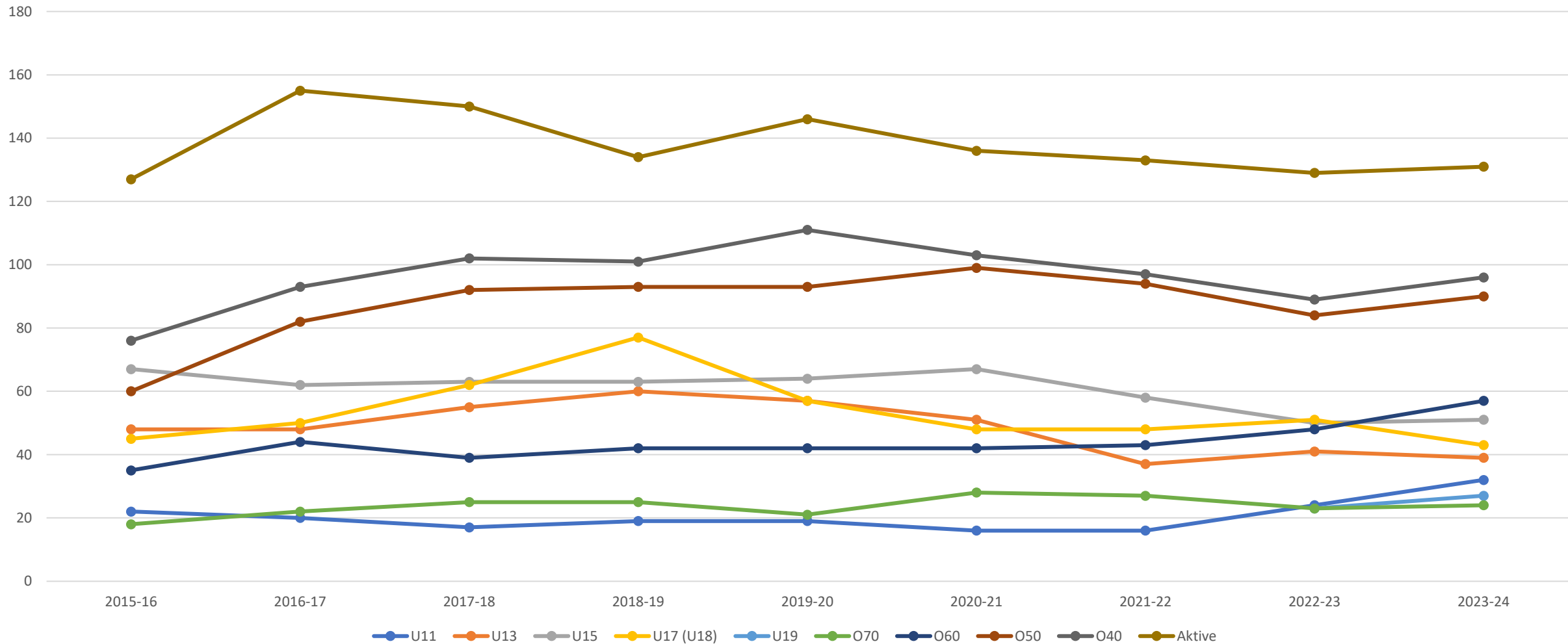


- Grosse Clubs >31 Lizenzen
- Mittlere Clubs 11-30 Lizenzen
- Kleine Clubs < 10 Lizenzen

AGTT - Licences



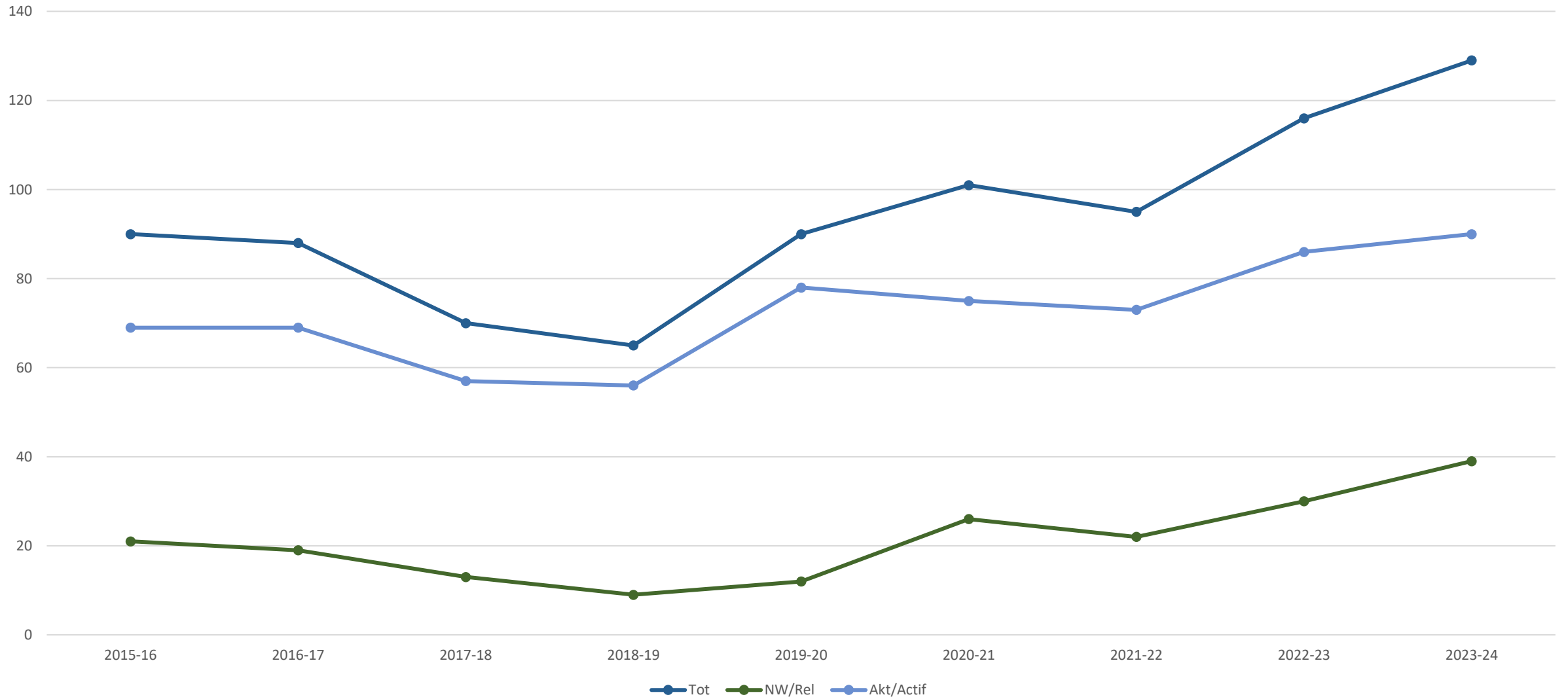
### AGTT-Catégorie



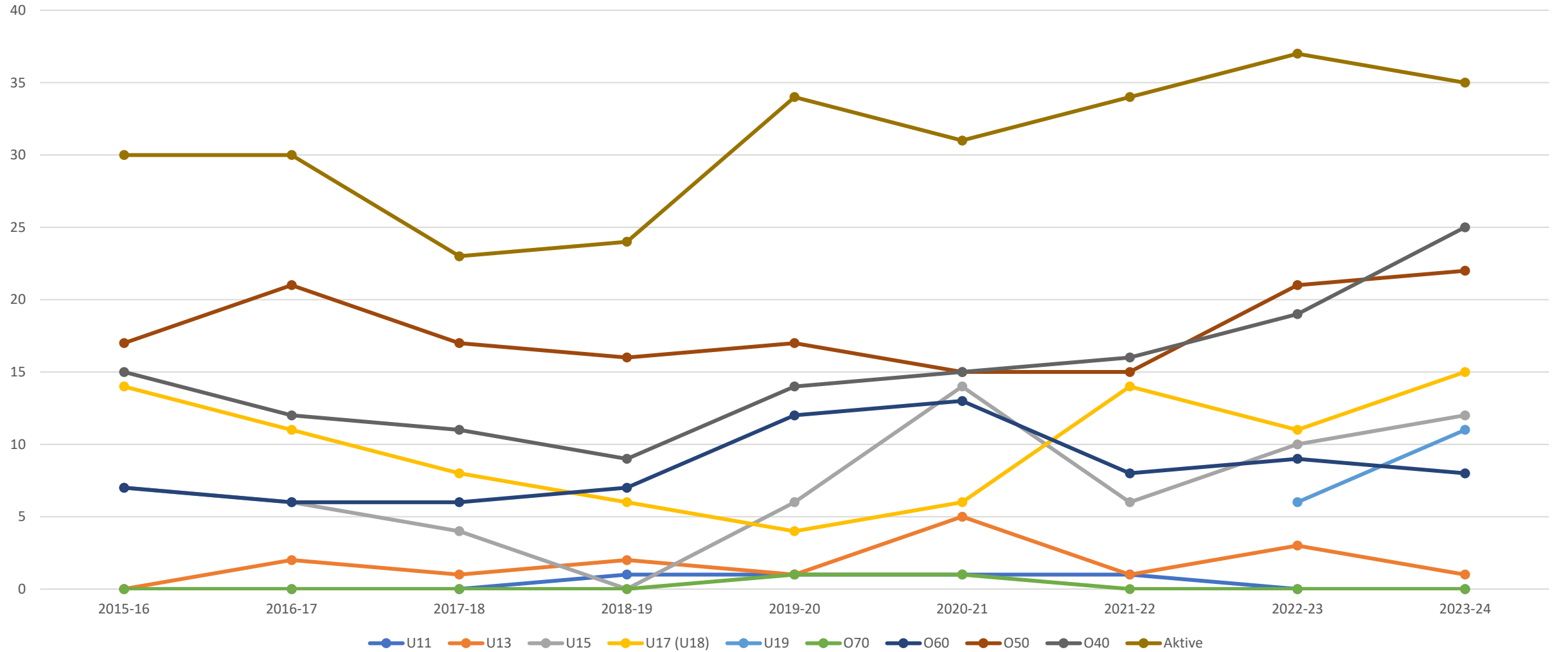


stand 30.09	U11	U13	U15	U17 (U18)	U19	O70	O60	O50	O40	Aktive	Tot	NW/Relf	Akt/Acti
<b>2015-16</b>	22	48	67	45		18	35	60	76	127	498	182	316
<b>2016-17</b>	20	48	62	50		22	44	82	93	155	576	180	396
<b>2017-18</b>	17	55	63	62		25	39	92	102	150	605	197	408
<b>2018-19</b>	19	60	63	77		25	42	93	101	134	614	219	395
<b>2019-20</b>	19	57	64	57		21	42	93	111	146	610	197	413
<b>2020-21</b>	16	51	67	48		28	42	99	103	136	590	182	408
<b>2021-22</b>	16	37	58	48		27	43	94	97	133	553	159	394
<b>2022-23</b>	24	41	50	51	23	23	48	84	89	129	562	189	373
<b>2023-24</b>	32	39	51	43	27	24	57	90	96	131	590	192	398

ATTT - Licenze

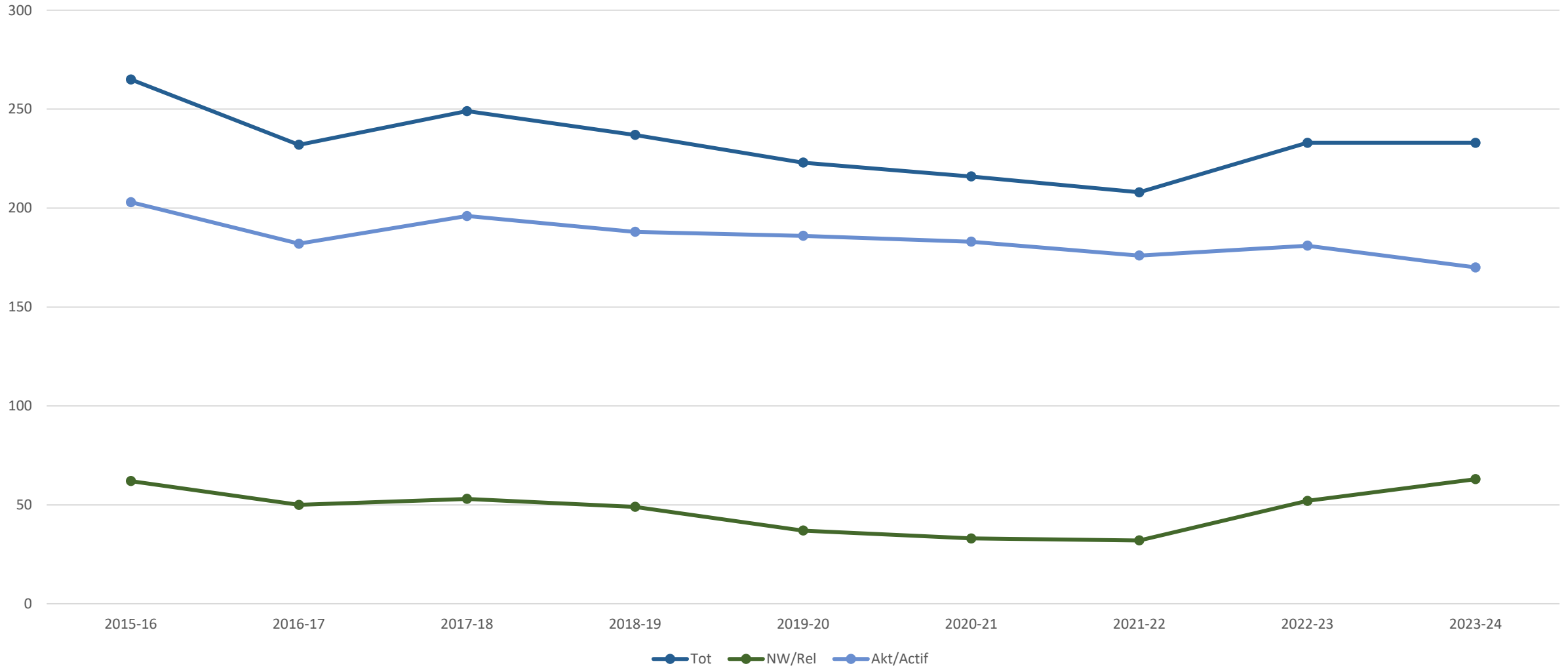


ATTT - Kategorie

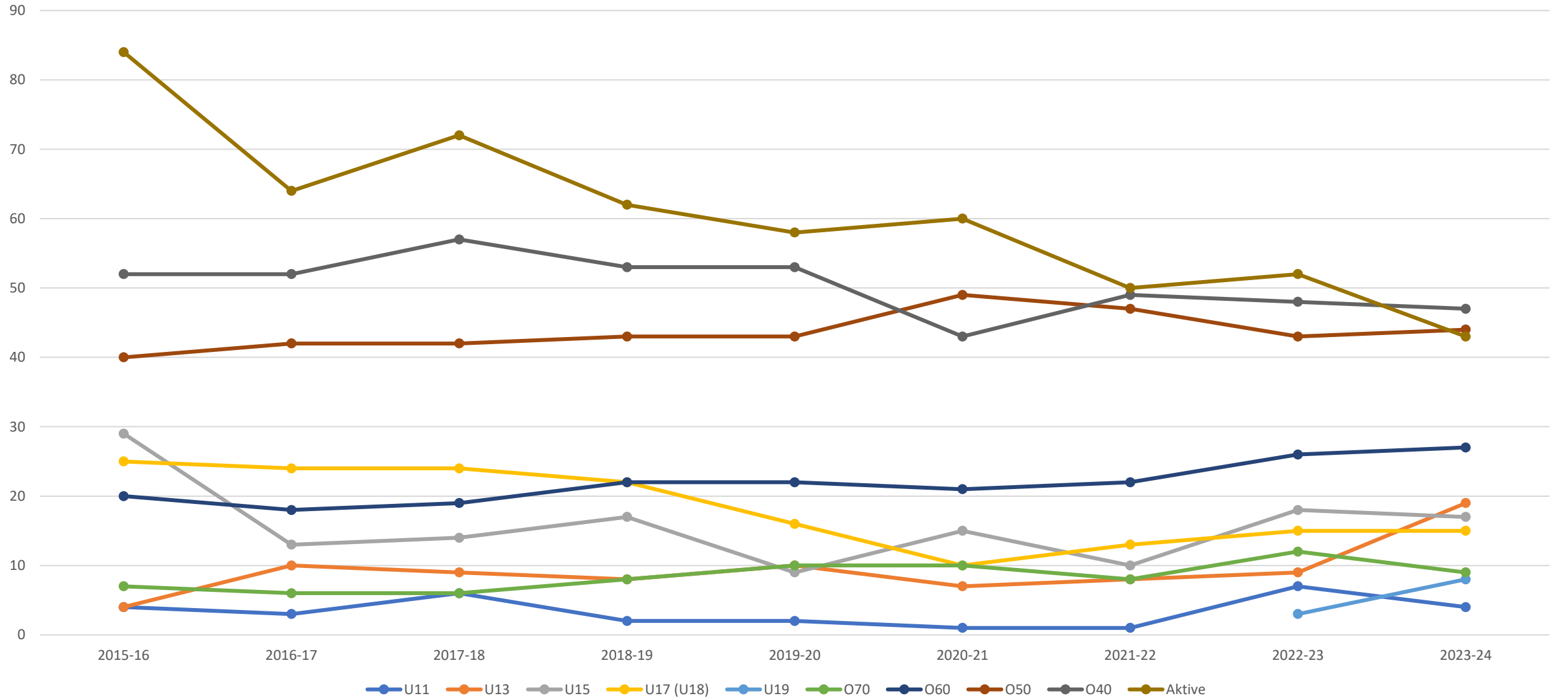


stand 30.09	U11	U13	U15	U17 (U18)	U19	O70	O60	O50	O40	Aktive	Tot	NW/Rel	Akt/Actif
<b>2015-16</b>	0	0	7	14		0	7	17	15	30	90	21	69
<b>2016-17</b>	0	2	6	11		0	6	21	12	30	88	19	69
<b>2017-18</b>	0	1	4	8		0	6	17	11	23	70	13	57
<b>2018-19</b>	1	2	0	6		0	7	16	9	24	65	9	56
<b>2019-20</b>	1	1	6	4		1	12	17	14	34	90	12	78
<b>2020-21</b>	1	5	14	6		1	13	15	15	31	101	26	75
<b>2021-22</b>	1	1	6	14		0	8	15	16	34	95	22	73
<b>2022-23</b>	0	3	10	11	6	0	9	21	19	37	116	30	86
<b>2023-24</b>	0	1	12	15	11	0	8	22	25	35	129	39	90

ANJTT - Licences

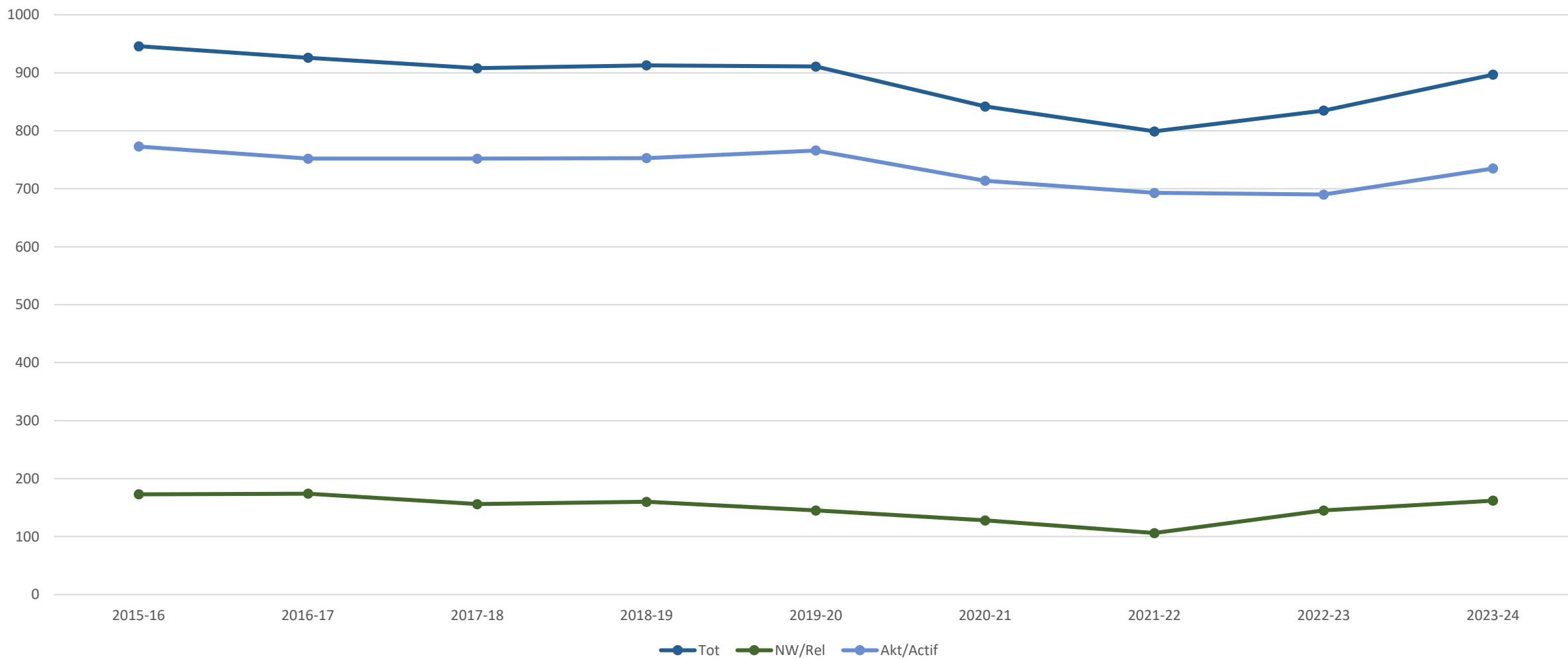


### ANJTT - Catégorie



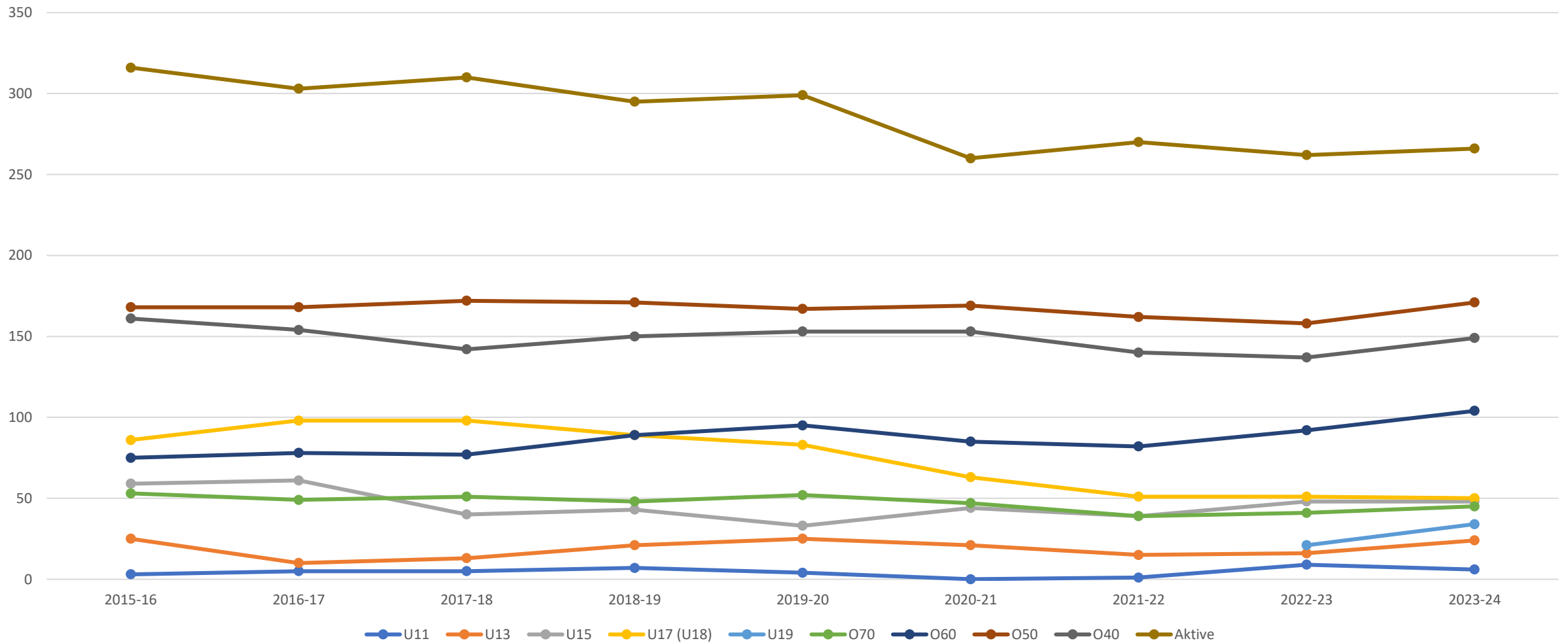
stand 30.09	U11	U13	U15	U17 (U18)	U19	O70	O60	O50	O40	Aktive	Tot	NW/Rel	Akt/Actif
2015-16	4	4	29	25		7	20	40	52	84	265	62	203
2016-17	3	10	13	24		6	18	42	52	64	232	50	182
2017-18	6	9	14	24		6	19	42	57	72	249	53	196
2018-19	2	8	17	22		8	22	43	53	62	237	49	188
2019-20	2	10	9	16		10	22	43	53	58	223	37	186
2020-21	1	7	15	10		10	21	49	43	60	216	33	183
2021-22	1	8	10	13		8	22	47	49	50	208	32	176
2022-23	7	9	18	15	3	12	26	43	48	52	233	52	181
2023-24	4	19	17	15	8	9	27	44	47	43	233	63	170

AVVF - Licences



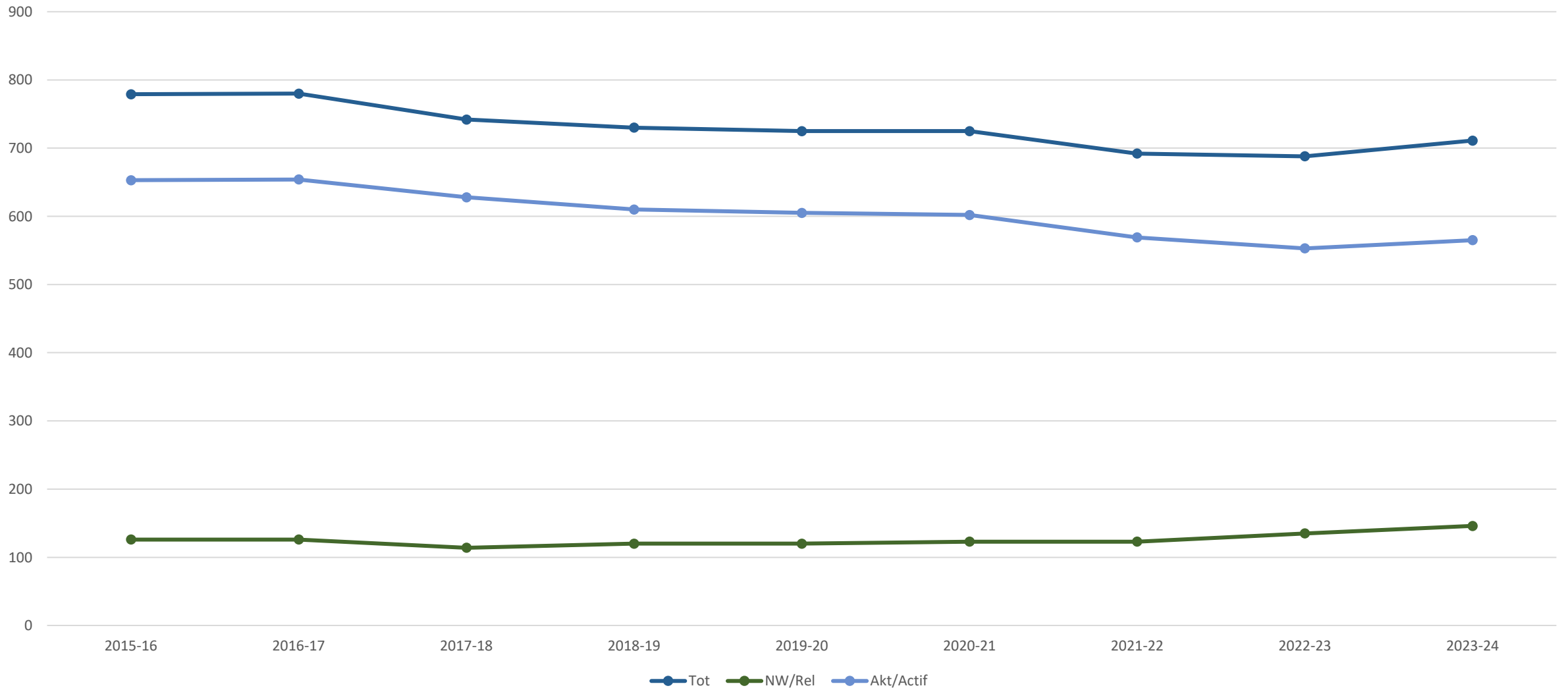


### AVVF - Catégorie

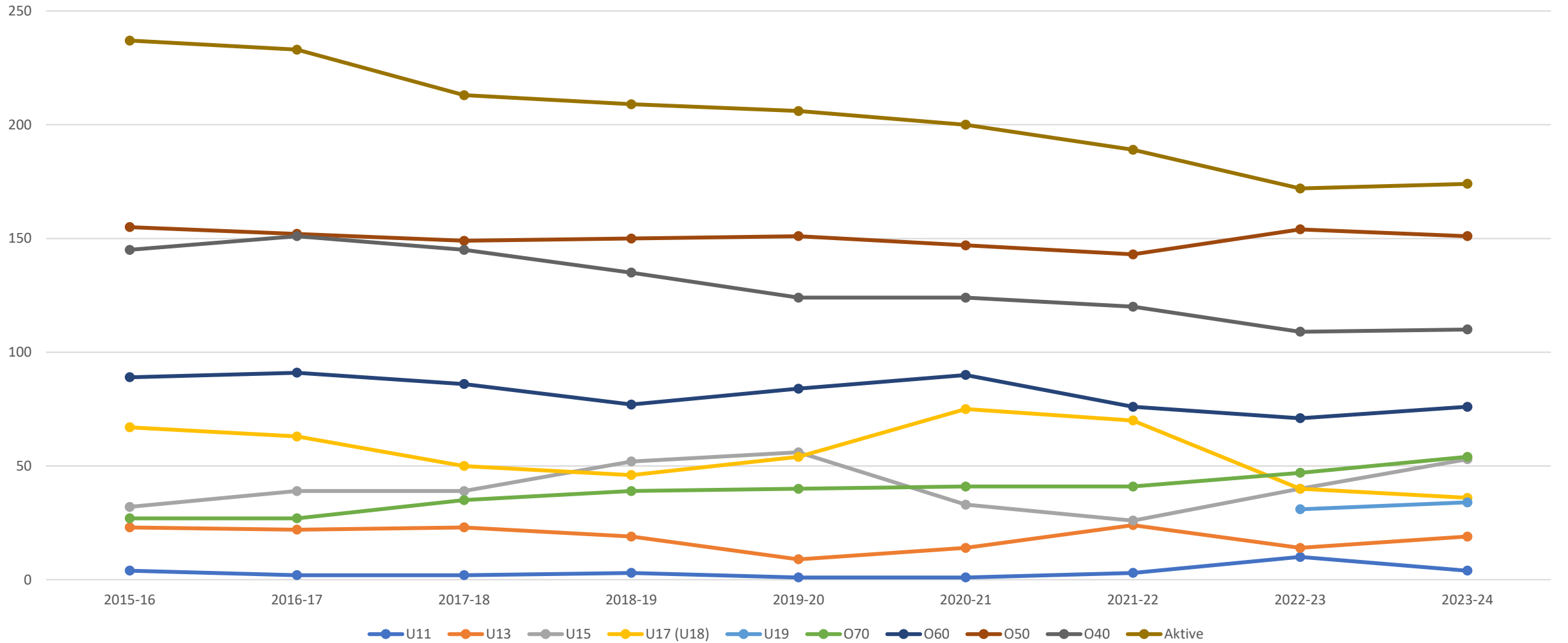


stand 30.09	U11	U13	U15	U17 (U18)	U19	O70	O60	O50	O40	Aktive	Tot	NW/Rel	Akt/Actif
2015-16	3	25	59	86		53	75	168	161	316	946	173	773
2016-17	5	10	61	98		49	78	168	154	303	926	174	752
2017-18	5	13	40	98		51	77	172	142	310	908	156	752
2018-19	7	21	43	89		48	89	171	150	295	913	160	753
2019-20	4	25	33	83		52	95	167	153	299	911	145	766
2020-21	0	21	44	63		47	85	169	153	260	842	128	714
2021-22	1	15	39	51		39	82	162	140	270	799	106	693
2022-23	9	16	48	51	21	41	92	158	137	262	835	145	690
2023-24	6	24	48	50	34	45	104	171	149	266	897	162	735

MTTV - Lizenzen

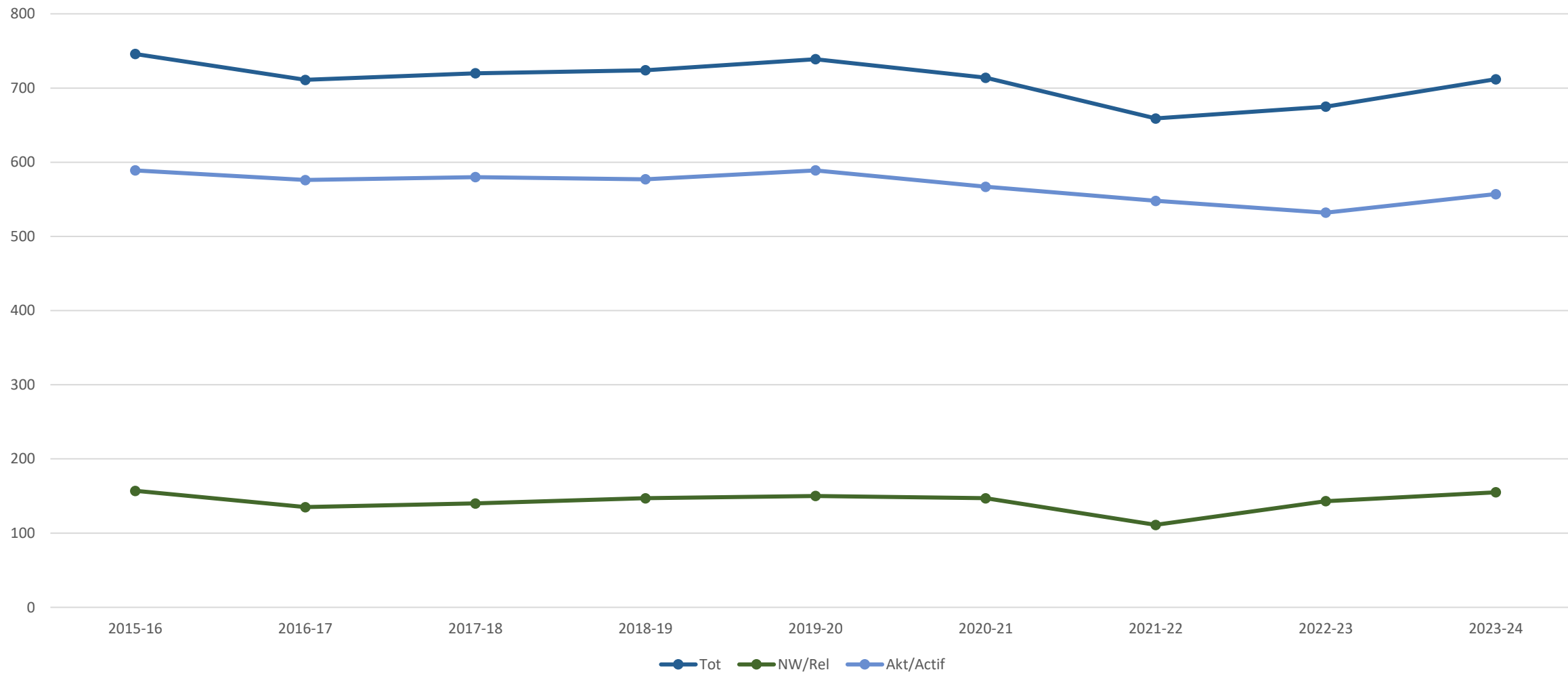


MTTV - Kategorien

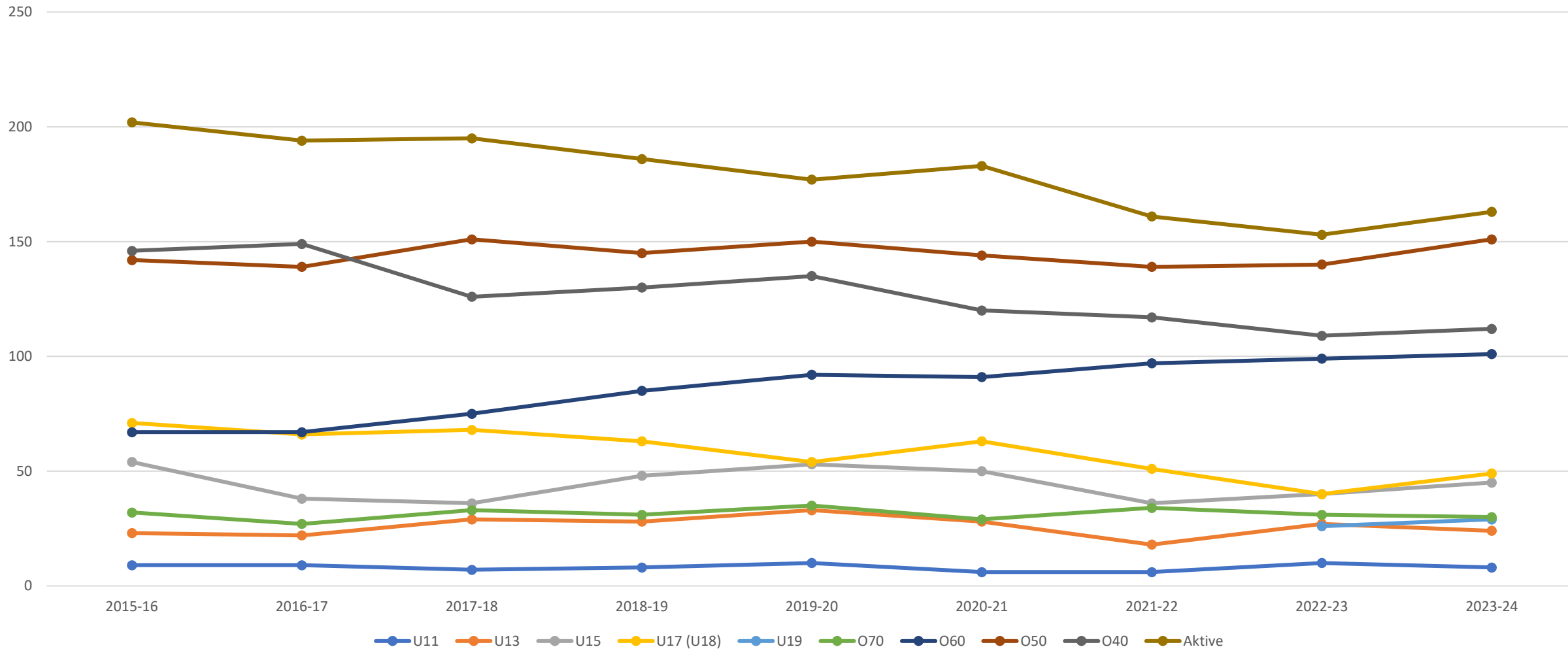


stand 30.09	U11	U13	U15	U17 (U18)	U19	O70	O60	O50	O40	Aktive	Tot	NW/Rel	Akt/Actif
2015-16	4	23	32	67		27	89	155	145	237	779	126	653
2016-17	2	22	39	63		27	91	152	151	233	780	126	654
2017-18	2	23	39	50		35	86	149	145	213	742	114	628
2018-19	3	19	52	46		39	77	150	135	209	730	120	610
2019-20	1	9	56	54		40	84	151	124	206	725	120	605
2020-21	1	14	33	75		41	90	147	124	200	725	123	602
2021-22	3	24	26	70		41	76	143	120	189	692	123	569
2022-23	10	14	40	40	31	47	71	154	109	172	688	135	553
2023-24	4	19	53	36	34	54	76	151	110	174	711	146	565

NWTTV - Lizenzen



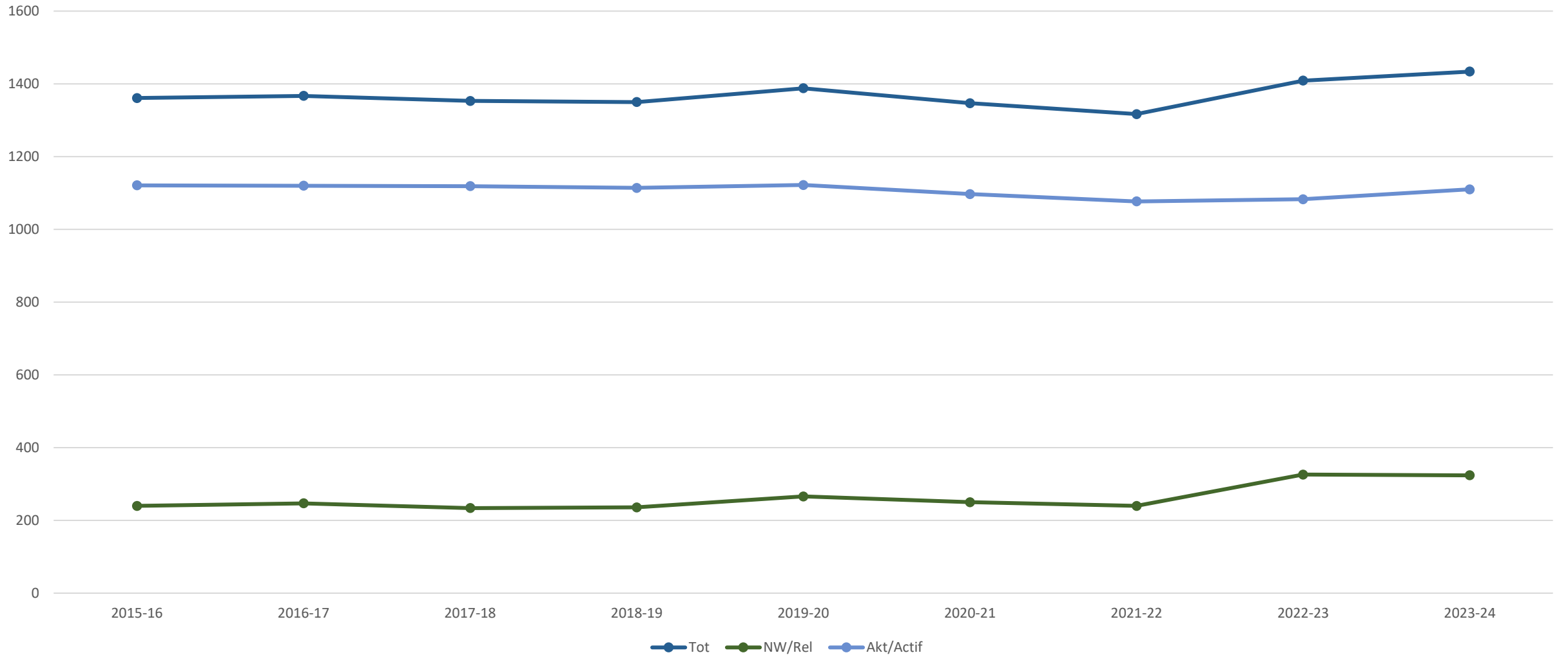
### NWTTV - Kategorien



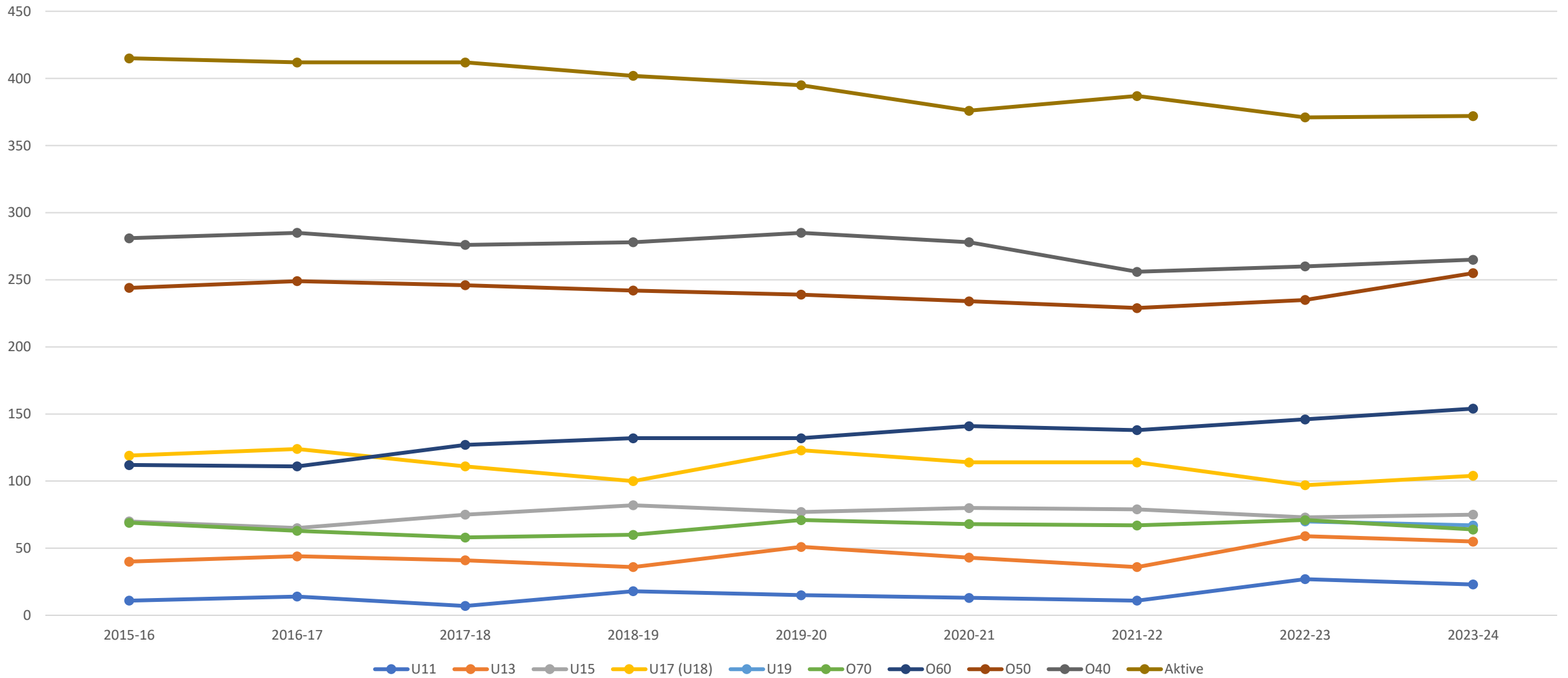
stand 30.09	U11	U13	U15	U17 (U18)	U19	O70	O60	O50	O40	Aktive	Tot	NW/Rel	Akt/Actif
2015-16	9	23	54	71		32	67	142	146	202	746	157	589
2016-17	9	22	38	66		27	67	139	149	194	711	135	576
2017-18	7	29	36	68		33	75	151	126	195	720	140	580
2018-19	8	28	48	63		31	85	145	130	186	724	147	577
2019-20	10	33	53	54		35	92	150	135	177	739	150	589
2020-21	6	28	50	63		29	91	144	120	183	714	147	567
2021-22	6	18	36	51		34	97	139	117	161	659	111	548
2022-23	10	27	40	40	26	31	99	140	109	153	675	143	532
2023-24	8	24	45	49	29	30	101	151	112	163	712	155	557



OTTV - Lizenzen

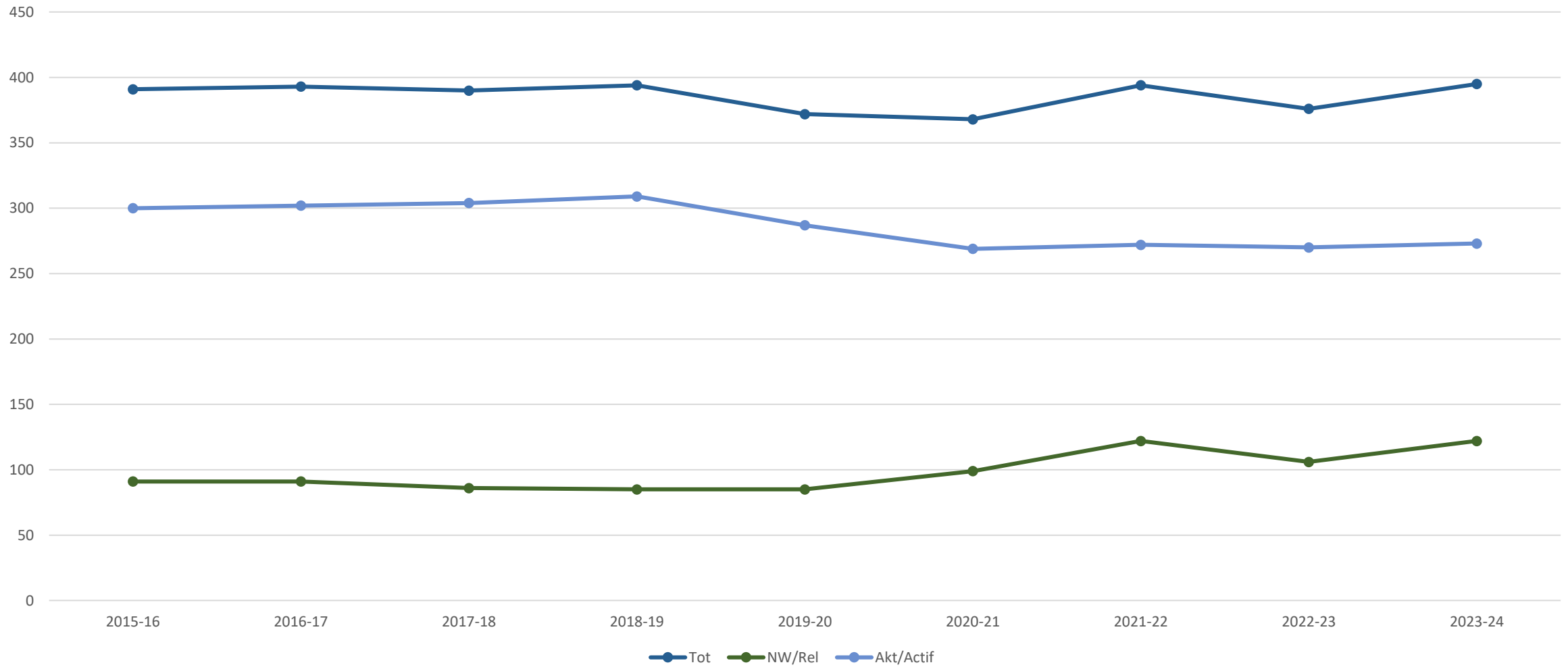


### OTTV - Kategorien

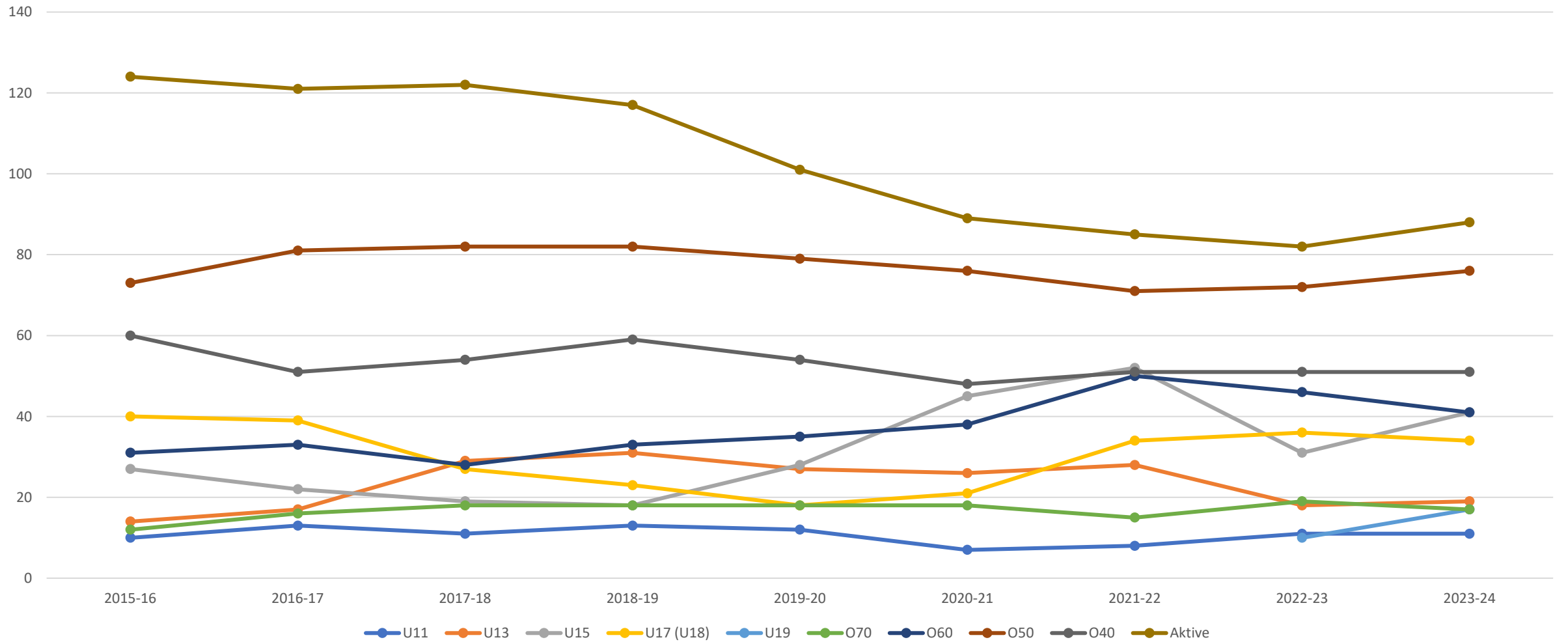


stand 30.09	U11	U13	U15	U17 (U18)	U19	O70	O60	O50	O40	Aktive	Tot	NW/Rel	Akt/Actif
2015-16	11	40	70	119		69	112	244	281	415	1361	240	1121
2016-17	14	44	65	124		63	111	249	285	412	1367	247	1120
2017-18	7	41	75	111		58	127	246	276	412	1353	234	1119
2018-19	18	36	82	100		60	132	242	278	402	1350	236	1114
2019-20	15	51	77	123		71	132	239	285	395	1388	266	1122
2020-21	13	43	80	114		68	141	234	278	376	1347	250	1097
2021-22	11	36	79	114		67	138	229	256	387	1317	240	1077
2022-23	27	59	73	97	70	71	146	235	260	371	1409	326	1083
2023-24	23	55	75	104	67	64	154	255	265	372	1434	324	1110

TTVI - Lizenzen



### TTVI - Kategorien



stand 30.09	U11	U13	U15	U17 (U18)	U19	O70	O60	O50	O40	Aktive	Tot	NW/Rel	Akt/Actif
2015-16	10	14	27	40		12	31	73	60	124	391	91	300
2016-17	13	17	22	39		16	33	81	51	121	393	91	302
2017-18	11	29	19	27		18	28	82	54	122	390	86	304
2018-19	13	31	18	23		18	33	82	59	117	394	85	309
2019-20	12	27	28	18		18	35	79	54	101	372	85	287
2020-21	7	26	45	21		18	38	76	48	89	368	99	269
2021-22	8	28	52	34		15	50	71	51	85	394	122	272
2022-23	11	18	31	36	10	19	46	72	51	82	376	106	270
2023-24	11	19	41	34	17	17	41	76	51	88	395	122	273

Detallierte Statistiken oder Daten für jeden Club können beim Geschäftsstelle angefordert werden.

Des statistiques ou des données détaillées pour chaque club peuvent être demandées au bureau central.